

TALLINN UNIVERSITY OF TECHNOLOGY

School of Business and Governance

Department of Law

Sanni Olaoluwa Isaiah

CORRUPTION IN NIGERIA AND BOTSWANA

Bachelor's thesis

Programme: INTERNATIONAL RELATIONS

Supervisor: Peeter Mürsepp, PhD

Tallinn 2018

I declare that I have compiled the paper independently
And all works, important standpoints and data by other authors
have been properly referenced and the same paper
has not been previously been presented for grading.
The document length is 10,809 words from the introduction to the end of summary.

OLAOLUWA SANNI

(Signature, date)

Student code: A156106

Student e-mail address: sanniololu@gmail.com

Supervisor: Peeter Mürsepp:

The paper conforms to requirements in force

.....

(Signature, date)

Chairman of the Defence Committee:

Permitted to the defence

.....

(Name, signature, date)

TABLE OF CONTENTS

ABSTRACT	5
LIST OF ABBREVIATIONS	6
INTRODUCTION	7
1. METHODOLOGY	11
2. LITERATURE REVIEW	12
2.1. Political determinants	12
2.1.1. Democracy	12
2.1.2. Judicial system and bureaucratic	14
2.1.3. Female government and labour force	15
2.2. Economic determinants	17
2.2.1. Income and education	17
2.2.2. Globalization	18
2.2.3. Economic growth and development	19
2.2.4. Economic freedom and trade openness	19
2.3. Social determinant (cultural, geographical and religious)	20
2.3.1. Religion	21
2.3.2. Population/size	21
2.3.3. History and ethnic heterogeneity	22
2.3.4. Resources	23
3. DIFFERENCES BETWEEN NIGERIA AND BOTSWANA	24
3.1. Democracy	24
3.2. Rule of law	25
3.3. Economic freedom and trade openness	27
3.4. Freedom of press	32
3.5. Religion	33
4. EFFECT OF CORRUPTION	35
4.1. Effects of corruption on people	35
4.1.1. Lack of quality in service	35
4.1.2. Lack of proper justice	35
4.1.3. Chances of unemployment	36
4.1.4. Pollution	36
4.2. Effects of corruption on society	36
4.2.1. Disregard for officials	36

4.2.2. Lack of respect for rulers.....	37
4.3. Effects of corruption on economy	37
4.3.1. Lack of development and delay in growth	38
4.3.2. Differences in trade ratio	38
5. APPROACHES TO REDUCE CORRUPTION	39
5.1. Nigeria	40
5.2. Botswana.....	41
CONCLUSION	44
LIST OF REFERENCES	46

ABSTRACT

The aim of this thesis is to examine the determinants and causes of corruption in Nigeria by using Botswana as a comparison. This is because the rate of corruption is high in Nigeria but low in Botswana. The data which is collected from the study of the determinants and effects will be used to find solution to the problem of corruption in Nigeria. It will explore the introduction to corruption and viable ways in which the rate of corruption increases, while some countries corruption rate decreases. It will also be on what can be done to limit or avert the wide spread of corruption in countries and the world in whole. The determinants of corruption will be listed and explained why and how authors believe it affects corruption. After the trying to figure out different theories from the authors, a decision will be made on the determinants of corruption and its factors, figuring out if the determinant or factor affects corruption positively or negatively with facts and theories provided for reference.

Furthermore, the research will include the explanation of the factors of determinants of corruption, so as to prove how it affects corruption using Nigeria, which is a very corrupt country and Botswana, which is a mildly corrupted country. By doing this, the factors and determinants of corruption can be proved to be true or false as a factor of determinants of corruption. The determinants of corruption which will be mentioned include political determinants, economical determinant and social determinant, which their factors will be included for better clarification of the thesis.

Additionally, the final section of the thesis will include the conclusion, which contain three policies and strategies which will help reduce corruption in a country. These strategies include different policies and approach in order to make them work. Although, some of them are straightforward and easy to implement in a country but others are more tactical to implement and executing it takes time, a lot of patience and also trust. The conclusion will also include the summarization of the entire thesis as a whole, so the reader could better comprehend and also, refresh the memory of what has been read earlier in the thesis.

Keywords: Corruption, determinant, effects, control measures, Nigeria, Botswana

LIST OF ABBREVIATIONS

DCEC- Directorate on Corruption and Economic Crime

EFCC- Nigerian Economic and Financial Crimes Commission

GDP- Gross Domestic Product

ICRG- International Country Risk Guide

INEC- Independent National Electoral Commission

IPCA- Independent Police Conduct

US- United States

INTRODUCTION

The dictionary defines corruption as: “the use of dishonest or fraudulent conduct by those in power, typically involving bribery” (Merriam-Webster Dictionary). With this definition, we move to the political definition of corruption, which is defined by Transparency International as “the abuse of entrusted power for private gain. It can be classified as grand, petty and political, depending on the amounts of money lost and the sector where it occurs”. This illegal act by an officeholder can be called political corruption only if the act is directly allied to the official duties of the politician, is attained through color of law or involves influence peddling. Color of law can be defined as “an act done under the appearance of legal authorization, when in fact, no such right existed” (USlegal). The issue of corruption is a situation which countries are trying to fight collectively to bring it to an end. Corruption happens in all countries, it just happens occasionally in some countries and in others more so. Although, the issue of political corruption exists in all countries, it is common among the developing states.

What section of a state does corruption have effects on? The reason countries try to find the causes of and cures for corruption is because the phenomenon has negative consequences on the economic and political development of states. Political corruption does not only lead to the improper use of resources, but it also leads to improper method decisions are agreed upon in order to favor the preferred party. Corrupt acts also happen in developed countries. Examples of such acts was the ‘machine politics’ which happened in larger cities of the United States of America during the late 19th and in the early 20th century and the sale of parliamentary seats in ‘rotten borough’ in England.

The English corruption event happened before the Reform Act of 1832. Political corruption is widely believed to be caused by political greediness but there are other important and more sophisticated reasons why political corruption is rampant in our world (Maduagw, 2014). The Chair of Transparency International, said “In too many countries, people are deprived of their most basic needs and go to bed hungry every night because of corruption, while the powerful and corrupt enjoy lavish lifestyle with impunity” (Ugaz, J.).

Some others question should also be asked so answers can be provided, which one include: how long has corruption existed? Corruption has been existing for many years and as time goes on, governments find ways to reduce or stop its existence. This question was asked based on the wide spread of corruption. Various programs and institution have been created to reduce the rate at which the act happens but none of these solutions has been able to put a stop to it. Why is political corruption rampant in Nigeria and low in Botswana? Nigeria and Botswana are chosen as case study for this thesis because of various reasons.

One of the reasons Nigeria is chosen is because it is a Sub-Sahara African country known for its high level of corruption, especially politically. Nigeria is poorly rated with a rank of 148 of 180 countries and a score of 27 in 2017 on the corruption chart of Transparency International (TI). Also, Nigeria has a high population, ranked as the seventh most populous country in the world and the most populous country in Africa with a population of 197 million recorded in the 9th of November 2018 by Worldometer.

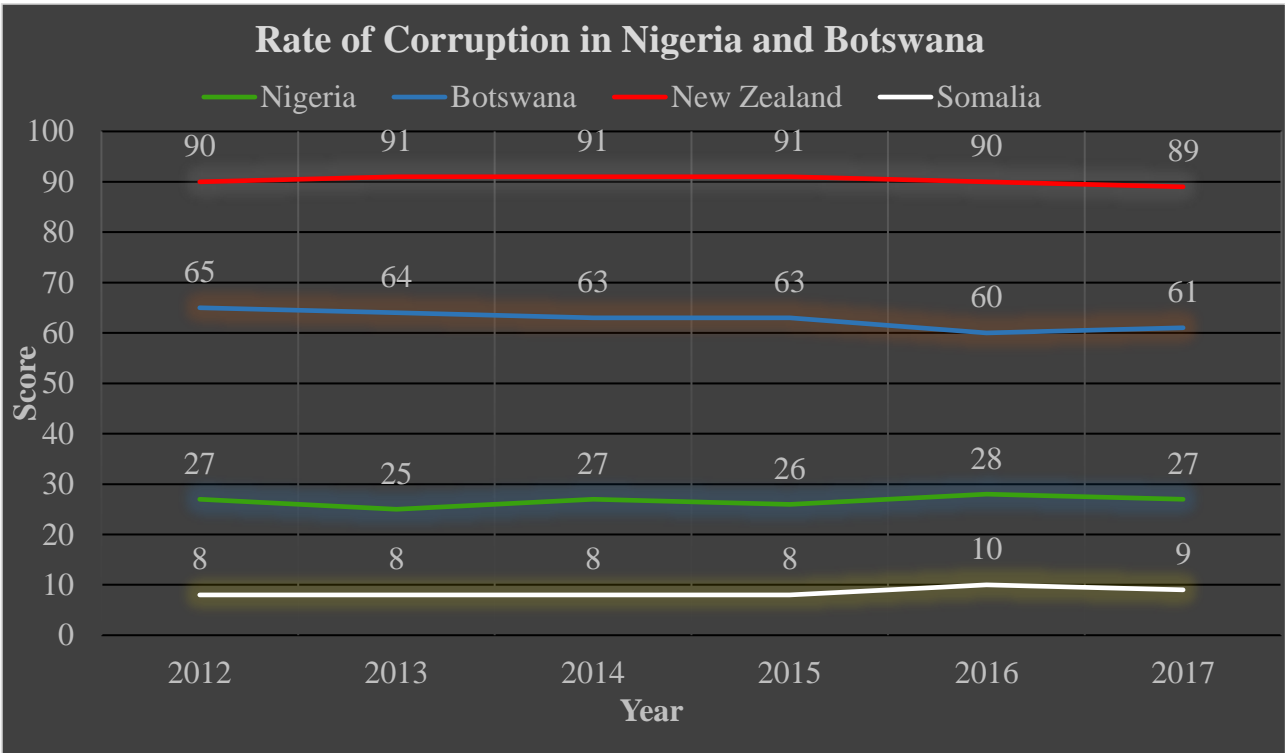


Figure 1. Rate of Corruption in Nigeria and Botswana from 2012-2017 (0=Full Corruption, 100=No Corruption)

Source: Corruption Perception Index; author’s calculations

The new corruption index puts Botswana on 61 of 100, making it a good score with New Zealand being the least corrupt country with a score of 89 out of 100. Nigeria has a score of 27, making it really close to the most corrupt country in the world, which is Somalia with a score of 9 in 2017.

Botswana, though, situated in Sub-Sahara Africa as is Nigeria, has a population of 2.2 million. As seen from the chart, Nigeria has always been below Botswana with just a little increase of 27 and 28 in 2016 and 2017. Botswana, however, has a good score, but get reduced scores yearly from 2012 with 65 and 2017 with 61. Therefore, I chose to build my study around Botswana because, it is the least corrupt country in Africa and one of the mildly corrupt countries in the world with a rank of 34 of 180 and a score of 61 in 2017 by Transparency International (TI) (Transparency International, 2017).

So as to understand the reasons for this research, this study will provide insight to the following main research questions: 1) what are the causes of corruption? 2) Why is the rate of corruption high in Nigeria? 3) Why is the rate of corruption low in Botswana? 4) Why is the corruption rate low in Botswana but high in Nigeria? The research questions were formulated to find out how true the claim that corruption is high and wide spread in Nigeria, while low in Botswana. The claim which in turn would be used to answer the topic of determinants, effects and solution of corruption in Nigeria and Botswana. The existence of corruption in Nigeria has been one of the factors hindering Nigeria from prosperity as the money extorted are spent in other countries

The first section, which is the introductory section of this thesis will give us a background on corruption, political corruption, Nigeria, and Botswana. The second section will include the methodology of this thesis, which focuses on the methods used to construct the thesis. The third section will contain a literature review of the causes of corruption, which helps to produce different views on a subject by looking at it from other perspectives.

Furthermore, the fourth section will include the differences of corruption and why these differences occur between Nigeria and Botswana, using the factors of determinants. The fifth section of this thesis will notion on the analysis of Nigeria and the political corruption of the country, while the sixth section will include the analysis of Botswana and the political corruption of the country. The final section,

which is the seventh section will be the conclusion of the thesis. This will give an overview of what was read in the previous pages of the thesis and also direct focus on steps that can be taken to stop or reduce the rate of corruption in the world.

1. METHODOLOGY

This thesis is about corruption which Nigeria and Botswana have been picked as case studies. It aims to explore majorly the causes of corruption in these two countries but effects of corruption and approaches to solve the problem of corruption will also be explored. This research will contain quantitative data which supports the written facts for clearer explanation and better understanding. It focuses on the qualitative research method, literature review and analysis of the case, data analysis, and secondary qualitative data analysis which answer questions like: 1) what are the causes of corruption? 2) Why is the rate of corruption high in Nigeria? 3) Why is the rate of corruption low in Botswana? 4) Why is the corruption rate low in Botswana but high in Nigeria?

The literature review and analysis will be provided for in this thesis, which gives more understand, more depth on corruption, and how other people and authors see it from their perspective. Due to the literature review, there will be different conflicting points and thought of authors, but after looking at it from different points, a conclusion will be arrived at depending on how the evidences provided are concrete. This literature review will include the determinants of corruption, which will be explained according to different authors and how their theories are based. Graphs, charts and indexes will be provided by me in order to support my conclusion or theory for proper clarification of the submitted statement.

After the literature review and mentioning the determinants of corruption, differentiation between Nigeria and Botswana corruption will begin because Nigeria is known to be a corrupt country while Botswana is mildly corrupt, therefore, gives me the access to figure out why they are both different even though they belong the same continent of Africa and region of Sub-Sahara Africa. The differences will also be supported by theories of authors, graphs, tables, charts and other information available to support the claim.

This research combines both theoretical research and personal experience to support the study. Primary and secondary qualitative data will be used to compare, contrast and analyze information for better conclusion. Literatures, which include articles, books, documentaries, and journals was used in the process of this research.

2. LITERATURE REVIEW

This chapter of the thesis will contain a discussion on the determinants of corruption. Researchers have identified several possible causes of corruption, but the main causes include:

- 1) Political determinants;
- 2) Economic determinant;
- 3) Social, Cultural, Geographical and Religious.

These determinants can be caused by various factors which will be broken down and explained in detail (Seldadyo and Haan 2006, 14-27; Damania, et al 2004, 377).

2.1. Political determinants

The political determinant of corruption focuses on the political causes of corruption like:

- 1) Democracy;
- 2) Judicial system and bureaucracy;
- 3) Female government and labor force.

2.1.1. Democracy

Democracy is believed to be a positive influence on governments but not necessarily. The quality of democracy matters in any country. An example of a poor democratic government is Nigeria. Nigeria is a democratic nation but ranked 148 of 180 on Transparency International Index. It also ranks 109 of 167 countries in the Economist Intelligence Unit's Democracy Index 2017. This is a poor rank for a democratic nation and because of this, Nigeria is said to practice an illiberal democracy, which is also called partial democracy, empty democracy or low intensity democracy. Therefore, democracy can be a factor to the political determinant of corruption because if the quality of democracy is poor, certain right of the people are withheld by the government which gives the government more opportunity to be corrupt without being caught.

Some of the overlooked or withheld rights include freedom of press, religion, existence of free and fair election. Democracy institutions are corrupted for the rights of the people to be weakened. With

good quality of press freedom under democratic government, the level of corruption will increase because the reporters can be sued by the government. In some countries, recorded information can be sent directly to the authorities responsible so that the person responsible for the crime committed can be brought to justice. It is recorded by Bruneti and Weder that the higher the rate of press freedom in a state, the reduction in level of corruption becomes better (Bruneti and Weder 2003, 1813-1814). Democracy states are often politically more stable, as a result of this, some authors like Park (2003), Lederman et al. (2005, 23-27) and Leite and Weidmann (1999, 30-31) supported the claim of corruption escalations in politically unstable societies. Therefore, democracy reduces the occurrence of corruption only if the freedom of press is in good quality of democratic right (Seldadyo and Haan 2006, 20).

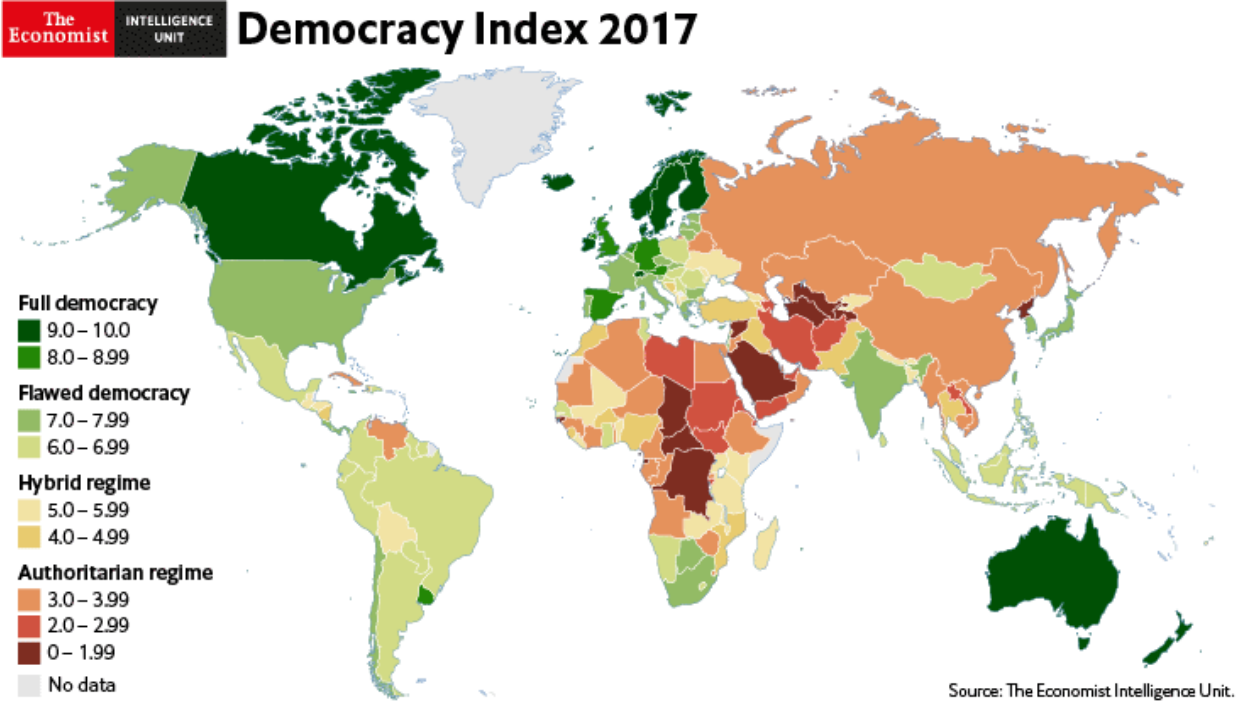


Figure 2. Democracy Index (2017)
 Source: The Economist Intelligence Unit Limited 2017; author’s calculations

Botswana, just above South Africa is between 7.0 - 7.99, which is the better part of flawed democracy, while Nigeria stands between 4.0 – 4.99, which is the lower part of hybrid regime, making it three levels lower than Botswana. The democracy index represents the level of democracy in each country. This index is provided by the Economist Intelligence Unit’s democracy index, which includes five items before the ranks are given. The items include electoral process and pluralism, civil liberties, the

functioning of government, political participation and political culture. The index rates between 0 – 10 and the score for full democracy is between 8 - 10, flawed democracy is between 6 - 7.9, illiberal democracy is between 4 - 5.9 while Authoritarian countries are only 4 (Economist Intelligence, 2017).

2.1.2. Judicial system and bureaucratic

The quality of bureaucracy and judicial system are important elements that influences the existence and rate of corruption in a state. Elements that are factors include public sector wage and rule of law. The wage of civil servants is important when talking about judicial and bureaucratic determinant of corruption because civil servants are needed for implementing policies and law by the government to work. Without civil servants, areas that highly affect people's everyday life will be affected. Examples are education and health. Therefore, without proper wage, there might be a shutdown of facilities. Corruption happens in public sectors because it is easy for civil servants to take bribes instead of stop working. Hence, the increase in wage significantly lessens corruption (Herzfeld and Weiss 2003, 625). Also, van Rijckeghem and Weder (1997, 310-311) claim "that government wages as the ratio to manufacturing wages significantly reduces corruption" (Seldadyo and Haan 2006, 24).

Furthermore, rule of law is the second factor under judicial system and bureaucracy because there have been many studies pointing to the suggestion that supports the rule of law is relevant. Examples of them are Damania et al (2004, 374-380), Brunetti and Weder (2004, 1807), Herzfeld and Weiss (2003, 625), which they used different rule of law index like the International Country Risk Guide (ICRG) and Kaufmann et al rule of law index to show how important it is. All these authors have claimed the stronger the rule of law is, the lower the presence of corruption in the country (Seldadyo and Haan 2006, 24; Kaufmann et al 2003, 45-54).

Therefore, with the provided details, the increase of public sector wage and strong rule of law decreases the rate of corruption, while the decrease in public sector wage and weak rule of law increases the rate of corruption in a nation.

Rule of Law Around the World

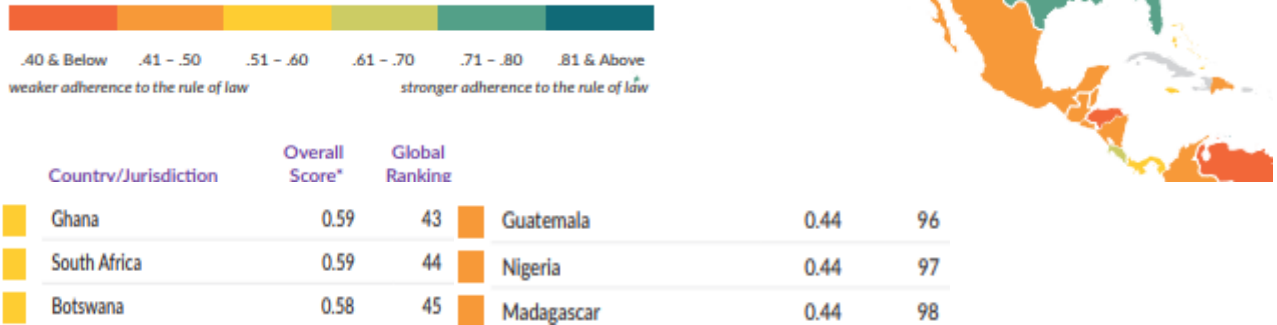


Figure 3. Rule of Law Index
Source: World Justice Project; author’s calculations

Van Rijckeghem and Weder (1997, 310-311), Brunetti and Weder (2003, 1807) have claimed that the higher the quality of bureaucracy, the lower the problem of corruption occurring in the state. Therefore, countries with better quality of bureaucracy have a better opportunity at not having corruption in their country, while countries with better bureaucracy have more chances of having corruption in the country.

2.1.3. Female government and labour force

Some authors have addressed the impact of gender on corruption. Some of them include Swamy, et al (2001, 3-6) and Dollar, et al. (2001). These authors noticed that the countries with more number of female gender in government or parliament have less corruption in the country. Swamy, et al (2001) went on to prove it with a micro evidence that showed that men tolerate bribe acceptance more than women do. However, another author says, “the observed association between gender and corruption is spurious and mainly caused by its context, liberal democracy – a political system that promotes gender equality and better governance” (Sung 2003, 703). Swamy, et al. (2001, 3-6) specifies that the

more female labor participant in a country will lead to less corruption in the country (Swamy, et al 2001, 3-6).

Furthermore, two coauthors tried to find the relationship between gender and corruption, while doing this; they used data of almost 20-years period to find evidence of the relationship. With different time periods involved, they were able to prove that the female gender unlike the male gender are significantly less likely to approve on becoming corrupt. Swamy, et al (2006, 3-6), and other authors explained this theory using four arguments to justify this case. The first argument is that, “women may be brought up to be more honest or more risk averse than men, or even feel there is a greater probability of being caught”.

Secondly, “women may feel more than men -the physically stronger sex that laws exist to protect them and therefore be more willing to follow rules”. Thirdly, “girls may be brought up to have higher levels of self-control than boys which affects their propensity to indulge in criminal behaviour”. Fourthly, “women, who are typically more involved in raising children, may find they have to practice honesty in order to teach their children the appropriate values”. Therefore, the more women in politics and labor force, the lower the level of corruption.

The explained factors are political determinants of corruptions in a state. Other factors may include decentralization. Another is political instability, which is always seen as a negative addition to a country, even if it is a developed country. This is because political instability is the incline of a government. This incline comes with violence in the society. Viewing the politically unstable countries, it can be seen that most of these countries have a high rate of corruption level. This is because political instability comes with violence, which causes corruption. Therefore, with the presence of political instability in a state, there will be the presence of corruption in the state and mostly, high (Park 2003, and Leite and Weidmann 1999, 30-31).

Other political determinants include decentralization, political instability, government administration and press freedom.

2.2. Economic determinants

Economic determinants are socioeconomic factors, which are based on the economic relationships. These relationships are the foundation upon which reflects how well the economy of the society thrives. They consist of various economic variables, which include:

- 1) Income and education;
- 2) Globalization;
- 3) Economic growth and development;
- 4) Economic freedom and trade openness.

These factors will be explained in detail and explained why they are economic determinant for corruption.

2.2.1. Income and education

Income is one of the widely used factors to explain corruption. It can be said that a country's wealth is a substantial sign of corruption, though; some writers like Kaufmann et al question the causal relationship between income and corruption. Some studies have shown how income increases corruption through panel data (the higher the income, the lower the level of corruption) (Braun and Di Tella 2004, 80; Frechette 2006, 14-17). As income is said to cause corruption (Braun and Di Tella 2004, 80; Frechette 2006, 14-17), income distribution is also argued to contribute to corruption (Seldadyo and Haan 2006, 14-24).

Paldam wrote, "A skew income distribution may increase the temptation to make illicit gains". However, Park (2003) did not find an indicated connection between income and corruption. Income inequality gives the latter ability to abuse their power for their private gain because the poor are more vulnerable to extortion. You and Khagram (2005, 138) wrote, "The poor are more vulnerable to extortion and less able to monitor and hold the rich and powerful accountable as income inequality increases" (You and Khagram 2005, 136-138).

On the other hand, Li, et al. (2000) gave a theoretical explanation that the effect of corruption affects income distribution in an inverted U-shape. The author explained, "The lower the income inequality attached with high as well as low level of corruption and it is high when the level of corruption is

transitional” (Li, et al 2000). The authors Brown, et al. (2005) and Park (2003) explained that there is significantly no positive relation between ‘increased’ income inequality and corruption. The increase in income reduces the rate of corruption because it has an important effect on the living circumstances of the people. Increasing income in a state increases the widespread of democratic institutions, also education. Education helps create knowledge for the private individuals to recognize corrupt conducts and the institution helps to punish official’s offence. In addition, Treisman (2000, 433-437) and other authors identified the negative connection between income level and level of corruption as the “strongest and most consistent” result of their empirical studies on corruption (Treisman 2000, 433-437).

Therefore, through the panel data, Kaufmann et al (2003, 11-13), Braun and Di Tella (2004, 80); Frechette (2006, 14-17) were able to confirm that the higher the income of the people, the lower the level of corruption in the state and income inequality is has a positive effect on corruption, while, the higher the level of education, the lower corruption. In conclusion, the higher the income and level of education of a country, the lower the level of corruption gets because with good income to achieve education and other needs, corruption acts will be reduced by the people (Seldadyo and Haan 2006, 24).

2.2.2. Globalization

Leonard McCarthy contacted 25 anti-corruption leaders and asked them what the biggest change in the anti-corruption movement in the past 15 years had been; many of them cautioned that globalization is liable for a progressively sophisticated form of corruption (McCarthy 2014). Other researchers have argued that globalization and the growing openness among countries increases corruption by creating relationships that encourage corrupt practices to stay competitive in an aggressive world of trade, commerce, ideas, services and information (Leiken 1997, 33).

Williams and Beare (1999, 119) have claimed that globalization has provided a high number and rate of opportunity for corruption practices which has contributed to the increasing number of corruption cases (Williams and Beare 1999, 119). In some studies, it is argued that at the lower stages of globalization, states and countries are not as regulated and are not well integrated into the global economy, but as these states and countries engage in the globalization process, their corruption rate

elevates (Shabbir and Anwar 2007). Therefore, globalization and open economies gives rise to the level of corruption.

2.2.3. Economic growth and development

Studies by Treisman (2000, 433-437) shows that the most significant determinant of corruption is economic growth and economic development which can be measured by the real Gross Domestic Product per capita (Treisman 2000, 433-437). The higher the economic growth, the higher corruption is because with the growth of the country, income is gotten which means new opportunities come into play where corruption can take place. Therefore, unfolding the new phases of income creates opportunities for corruption to take place. The level of economic development is mostly used in explaining the level of corruption (Damania, et al 2004, 377-378). Most studies have measured the level of development in countries by using the log of Gross Domestic Product (GDP) per capita as a proxy variable.

In addition, most studies conclude that a country's wealth suggestively explains the difference in the level of corruption in the country. Empirical results provided by Damania, et all (2004, 377-378), Brown, et al, (2005), Lederman, et al (2005, 9) and few more authors gave a negative relationship between the level of development and the level of corruption. On other hand, the studies of Frechette, (2006, 10-15), Braun, and Di Tella (2004, 85-96) show the positive relationship between development and level of corruption.

Without development in a society, there is stagnation in the economy and to survive, humans can do anything that could include corruption. Therefore, with the given data from different authors, there is a conclusion that the level of economic development and level of corruption are inversely related. This means that higher the level of development, the lower the level of corruption and the lower the level of development, the higher the level of corruption.

2.2.4. Economic freedom and trade openness

Recanatini shows that corruption is rapidly increases in an environment with restrictive measures where firms encounter high barriers of the entry and exit of goods and services (Recanatini 2000).

Studies by Frechette (2006, 10-15) and Seldadyo and Haan (2006) have shown that limiting of economic freedoms factors such as foreign investments, capital markets and foreign trade encourage corruption because the presence of these restrictions give opportunities to corrupt practices like bribery in order to get things done (Seldadyo and Hann 2006, 15).

Therefore, there is positive correlation between entry and exit barrier and corruption, which means, the higher the barrier of entry and exit measures encountered by firms, the higher the alterations existing because of the competitive environment between the firms. Based on this, corruption is widespread. Some authors used the corruption data made by Institutes for Management Development (IMD) and Business International (BI) to show the positive relation between economic freedom and trade openness and corruption. Some of the authors include Ade and Di Tella (1999).

On the other hand, Tornell and Lane (1998) concluded that the increase in export of raw material escalations the chance of corruption which, this shows a negative relationship between economic freedom and corruption. The positive relations between trade restriction was also supported by Knack and Azfar (2003) and Frechette (2006, 10-15). Another author also tried to verify this, but he concluded that the reduction in rules and regulations of trade to a threshold level would not reduce corruption but instead, increase it. Consequently, government rules and regulations should be reduced well below the threshold (Naveed 2001). Therefore, with the increase in the level of economic openness and economic freedom, the better reduction rate of corruption level in the society.

2.3. Social determinant (cultural, geographical and religious)

Social determinant of corruption may be divided into three categories; they are culture, religion and geographical location of a country. These categories can be subdivided into factors of influence; they include:

- 1) Religion;
- 2) Population/size;
- 3) History and Ethnic heterogeneity;
- 4) Resource.

2.3.1. Religion

Authors examine variables that influence social determinant of corruption, while doing this religion is a variable that was examined in the studies to see if it promotes or reduces the level of corruption in a society. Chang and Golden (2004, 16-24); Persson et al (2003); Treisman (2000, 427-428); Herzfeld and Weiss (2003, 623-629); La Porta et al (1999, 262-264) presented a negative connection between a high number of people having membership with a common religion and the level of corruption. Although, they claimed that the states dominated by two main religions, namely Tribal religions and Christianity (Catholic, Anglican, Eastern Orthodox, Protestant, etc.) mostly have decreased levels of corruption unlike countries, which are dominated by other religions (Seldadyo and Haan 2006, 26, Treisman 2000, 427-428).

On the other hand, studies from other authors like Paldam (2001) presented a positive connection between connection and a high number of people having membership with a common religion. Therefore, the presence of Christian practicing faith like Catholic, Anglican, Eastern Orthodox and Protestant reduce the presence of corruption in a state. As a result, Nigeria, being occupied by 48.9 percent of Muslims have a higher risk of corruption compared to Botswana with less than 1 percent of its population as Muslims and 63 percent of its citizens as Christians. Therefore, Nigeria not having a larger percentage of Tribal religions and Christianity have a more corrupt system of government, as opposed to Botswana have Christianity as a dominant religion in the country.

2.3.2. Population/size

The population of Botswana unlike Nigeria is relatively low. Botswana, with a population of 2.2 million can be said to cope with corruption better than Nigeria with a population 197 million because of its mild population. With an annual population growth rate of 2.43%, Nigeria is ranked 24 in the world, while Botswana with an annual growth rate of 1.55% is ranked 73 of 232 in the world. The population and growth rate of Nigeria may be a determinant for high rate of corruption in the country because it is more complicated to establish an institution that tackles corruption in a country with over 197 million people, compared to a country with 2.2 million people.

The population of Nigeria is a factor that increases the rate of corruption because it is a populous country, as such, easy for people to hide from the corruption institution, especially if the institution is not well funded. The mild population of Botswana and the budget of the Directorate on Corruption and Economic Crime (DCEC) makes it easy to tackle corruption. The DCEC has a budget of £6,767,933, while the Nigerian Economic and Financial Crimes Commission (EFCC) has a budget of £36,000,000. The Botswana DCEC gets £3.077 on a person, while the Nigerian EFCC gets £0.18 on a person to fight corruption in the country.

2.3.3. History and ethnic heterogeneity

Social and economic heterogeneity are indirect factors to social determinant of corruption (You and Khagram 2005). The coauthors wrote, “The poor are more vulnerable to extortion and less able to monitor and hold the rich and powerful accountable as income inequality increases” (You and Khagram 2005, 136). This means income inequality gives the latter ability to abuse their power for their private gain because the poor are more vulnerable to extort. These therefore, promotes higher level of corruption. However, ethnic fractionalization may lead to increase of corruption because of corrupt governmental. This is because their ethnic groups for political reasons can protect officials. An author who share this view are Glaeser and Saks’ (2006) who’s findings show a positive relation between the racial partition of the United States America and the level of corruption.

Also, other authors supported the ethno-linguistic equality mostly reduces corruption (Lederman et al. 2005, 18; La Porta et al. 1999, 231). This is because the command of an ethnic group in a country creates unequal access to power because the minorities are left with less political access. Therefore, has to conspire with officeholders, to secure a better spot in the government in order to secure economic strength for his ethnic group. Ali and Isse (2003) mentioned in their book that a bureaucrat or officeholder behaves sequentially in ethnic diverse societies: firstly, he chooses his close kin, secondly, his ethnic group members and thirdly, his country. As a result of this, ethnic heterogeneity increases the level of corruption because highly divided societies are likely to be more corrupt.

2.3.4. Resources

Empirically, presence of resources in a country is explained to cause corruption because of the event that happened during the 15th to 19th century. This period was the invasion of colonialism. The colonial countries visited other countries help. After the period of teaching languages and enlightenment, valuable resources of the countries were exported, and the people were used as slaves. Therefore, corruption is explained by Gurgur and Shah (2005, 18) as “colonial heritage that captures, command and control habits and institutions and the divisive nature of the society left behind by colonial masters” (Gurgur and Shah 2005, 18). These coauthors went further to explain that countries who already have been gone through the process of colonization have the tendency to experience corruption in worst case compared to countries that have not been colonized (Tavares, 2003, 100; Gurgur and Shah 2005, 18).

However, not all authors agree with the view of Tavares (2003, 100); Gurgur, and Shah (2005, 18) because Herzfeld and Weiss (2003, 622) wrote that the countries colonized by the British have decreased rate of corruption. This study encouraged Persson et al (2003) to calculate the impact of colonization on by dividing all former dominant colonies into three sections. They include Spanish-Portuguese, British and all others (they include other colonial origin). They calculated the variables for the binary and concluded that the former British colonies have decreased current inclination when it comes to corruption. However, this study does not suggest that availability of resources in a country does not increase the level of corruption; instead, the empirical study was that the tendency of former British colonies tend to have decreased current inclination of corruption unlike other colonies. Therefore, the availability of resources increases the chances of corruption in a state.

3. DIFFERENCES BETWEEN NIGERIA AND BOTSWANA

This thesis section will explain factors of the determinants of corruption using the case study, which are Nigeria and Botswana. The factors will explain the differences between Nigeria and Botswana and their relationship with corruption. As seen earlier in this thesis, Nigeria has a poor rank in corruption, while Botswana on the other hand is the best-ranked country in Africa. Some of these factors are the reasons these differences between the two countries exists. They include:

- 1) Democracy;
- 2) Rule of law: War against;
- 3) Economic freedom and trade openness;
- 4) Freedom of press;
- 5) Religion.

3.1. Democracy

Democracy plays an important role as a factor to the political determinant of corruption as explained in the second section of this thesis (determinants of corruption). Democracy in Nigeria and Botswana are different and therefore, have produced different results in the country and its economy. Botswana practices what is called flawed democracy with the rank of 28 and a total score of 7.81, while Nigeria practices illiberal or partial democracy with a rank of 109 and a total score of 4.44 as of 2017 (The Economist Intelligence Unit Limited, 2018).

Democracy is vital to the specific way a country is operated, because, it gives the government the opportunity for knowledge needed from the citizens on how they want to be governed. Botswana practices a stable (flawed) democracy which have produced positive results to the country's level of corruption, political instability, and crime while Nigeria practices unstable (illiberal) democracy. The mistake made by Nigerian president is that they believe the people work for them, which is wrong, because they are supposed to work for the people.

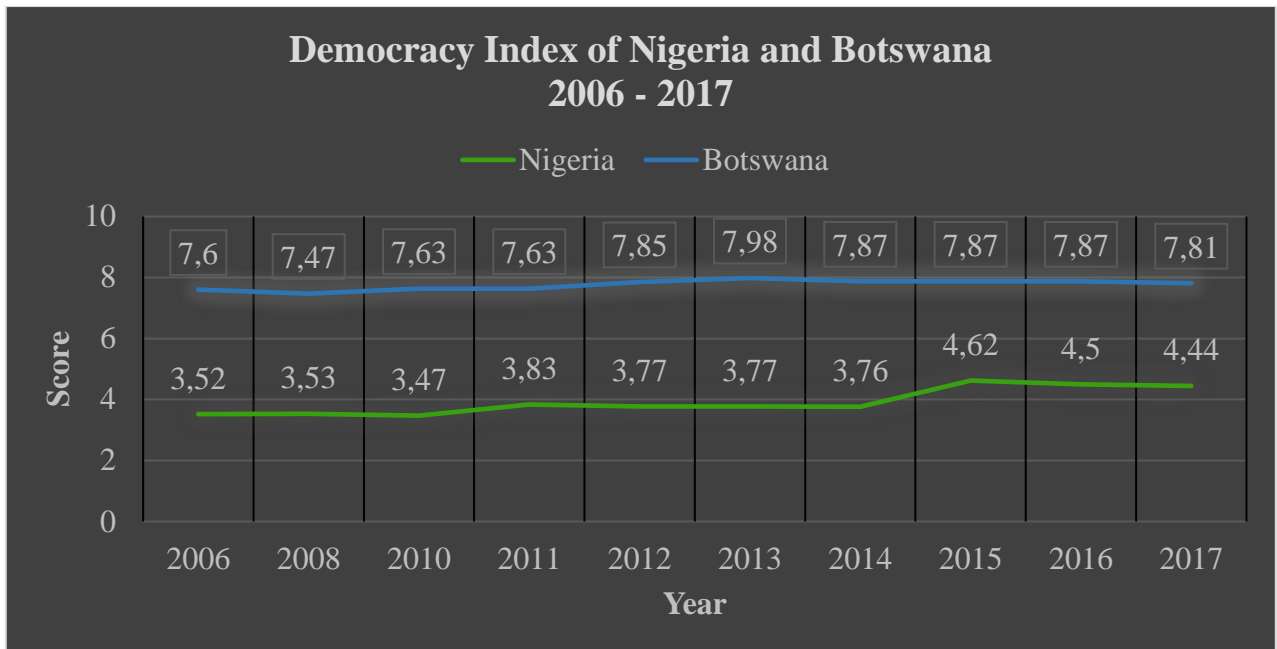


Figure 4. Democracy Graph of Nigeria and Botswana from 2006 – 2017
 Source: The Economist Intelligence Unit; author’s calculations

The above index shows how the democratic government of Nigeria and Botswana have fared from 2006 to 2017, which proved Botswana has been on the level of flawed democracy. This type of democracy is not a full democracy because they encounter few faults in democratic rights, however, it is the second-best type of democracy. As seen on the democracy index, Botswana has been on a constant level of flawed democracy since 2006. It has the strongest democratic ideals in Africa and has been a democratic nation since it got its independence on the 30th of September 1966 (51 years) from the Great Britain.

Before its independence, Botswana was known as Bechuanaland. Due to this result, and the chart, Botswana’s democratic government is stronger than the Nigerian Democratic government which helps to improve the situation of the country and also, economic life style of the people because the higher the quality of democracy, the lower the quality of corruption and the lower the quality of democracy, the higher the level of corruption in the country.

3.2. Rule of law

The rule of law of a country is also a vital aspect on knowing how the country fares in regards of corruption because it is “the restriction of the arbitrary exercise of power by subordinating it to well-defined and established laws”. Nigeria and Botswana have gone through this process differently and also with different outcome due to corruption. The below index shows the result of the rule of law actions taken by the two governments.

Table 1. Table showing Nigeria rule of law index

Factor	Regional rank*	Income rank**	Global rank
Constraints on government powers	7/18	11/30	63/113
Absence of corruption	12/18	24/30	100/113
Open government	10/18	21/30	88/113
Fundamental rights	11/18	15/30	85/113
Order and security	18/18	29/30	111/113
Regulatory enforcement	9/18	20/30	90/113
Civil justice	8/18	8/30	70/113
Criminal justice	7/18	10/30	67/113

Source: World Justice Project; author’s calculations

Table 2. Table showing Botswana rule of law index

Factor	Regional rank*	Income rank**	Global rank
Constraints on government powers	6/18	15/30	60/113
Absence of corruption	1/18	8/30	38/113
Open government	5/18	22/30	68/113
Fundamental rights	8/18	26/30	78/113
Order and security	2/18	17/30	60/113
Regulatory enforcement	1/18	3/30	32/113
Civil justice	1/18	6/30	36/113
Criminal justice	2/18	13/30	47/113

Source: World Justice Project; author's calculations

The indexes above show the rule of law scores and ranks of both Nigeria and Botswana with Nigeria having a poor rank in most aspects of rule of law including absence of corruption ranking 100 of 113, order and security with a rank of 111 of 113, regulatory enforcement ranking 90 of 113 countries, but having fair rank of 67 of 113 countries in criminal justice, 63 of 113 countries in constraints of government powers globally.

On the other hand, Botswana coming first in 18 counties regionally in absence of corruption, regulatory enforcement, civil justice and coming second in the criminal justice aspect. Ranking globally, its worst rank was in the fundamental rights with the rank of 8 of 18 countries regionally and 78 of 118 countries globally, while Nigeria has a rank of 11 of 18 countries regionally and 85 of 118 countries globally. Based on this analysis, it is true and proved that countries with better quality of bureaucracy have a better opportunity at not having corruption in their country, while countries with better bureaucracy have more chances of having corruption in the country.

3.3. Economic freedom and trade openness

The economic freedom and trade openness is an also an important factor in knowing how relevant it is to corruption. In this section, indexes of Nigeria and Botswana will be differentiated, so as to see how these factors affect the two countries. The below indexes show the economic freedom of both Nigeria and Botswana accordingly.

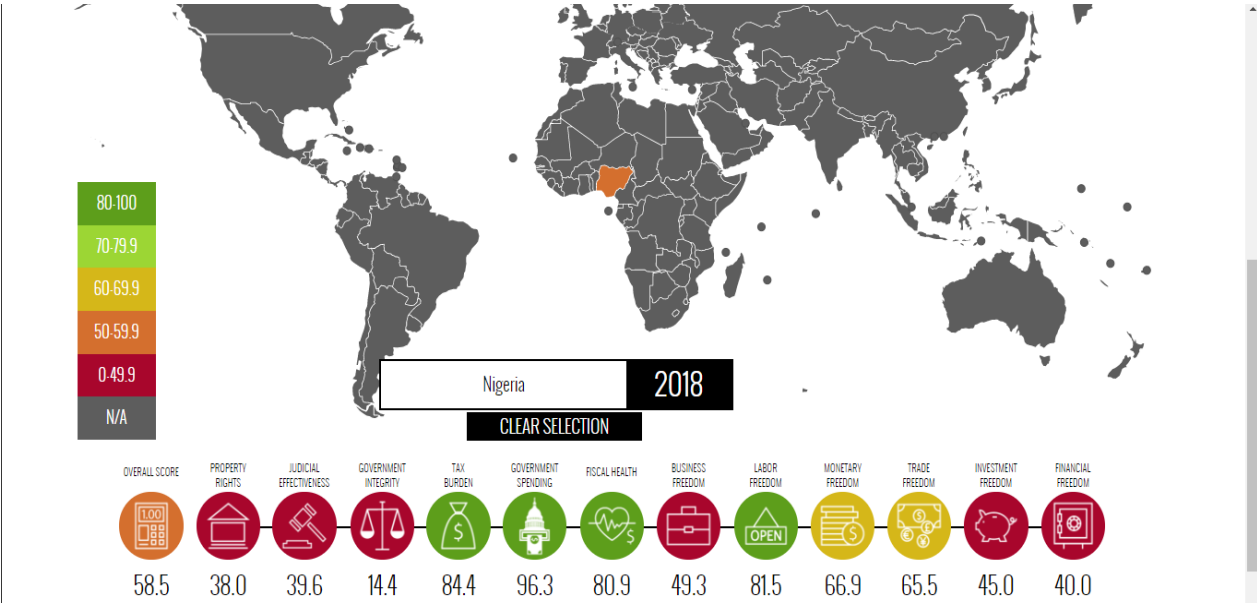


Figure 4. Index of Economic Freedom of Nigeria (Image 2018)
Source: Heritage Foundation; author’s calculations

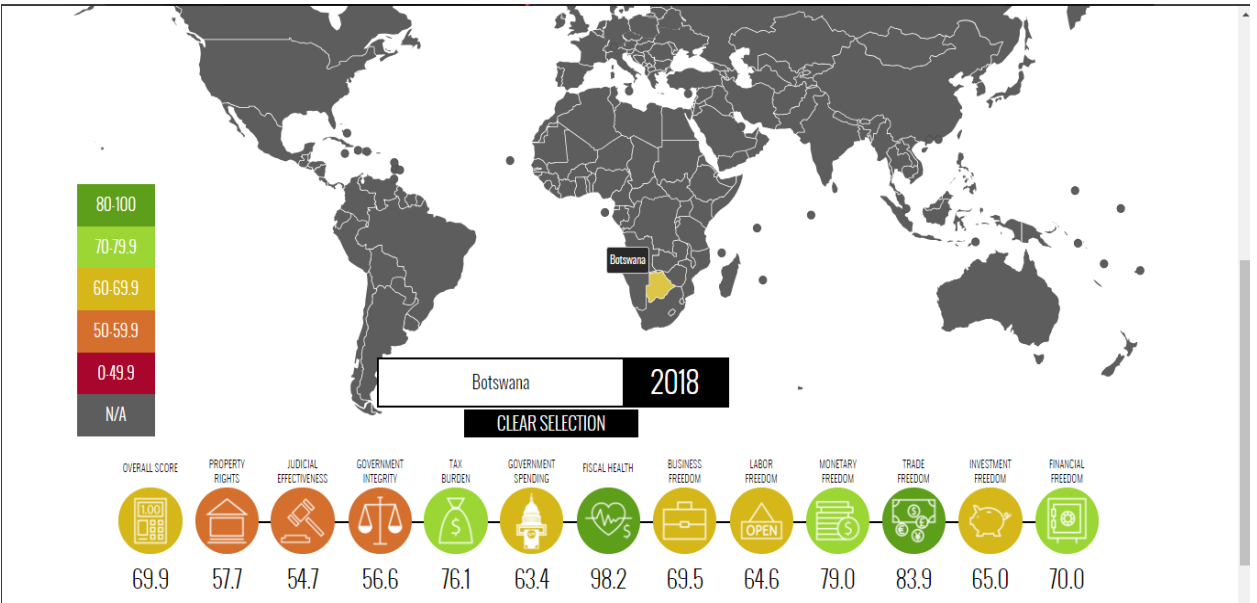


Figure 5. 2018 Index of Economic Freedom of Botswana

Source: Heritage Foundation; author’s calculations

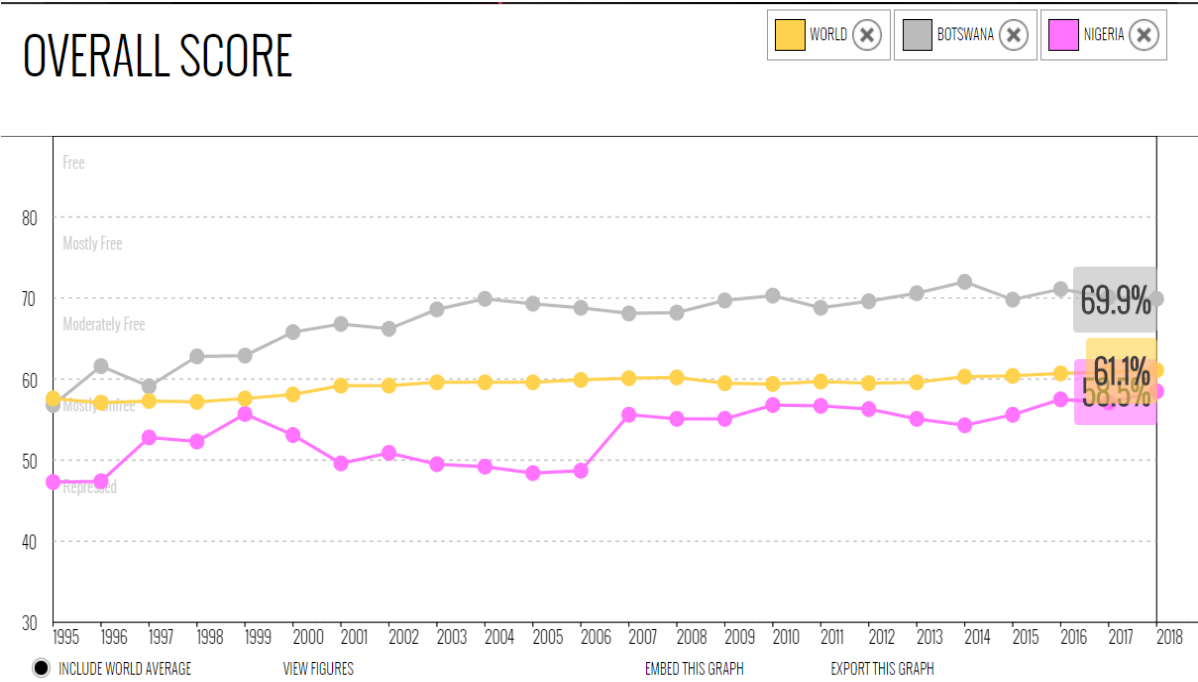


Figure 6. Differentiation Graph Data of Economic Freedom Between Nigeria and Botswana From 1995 – 2018

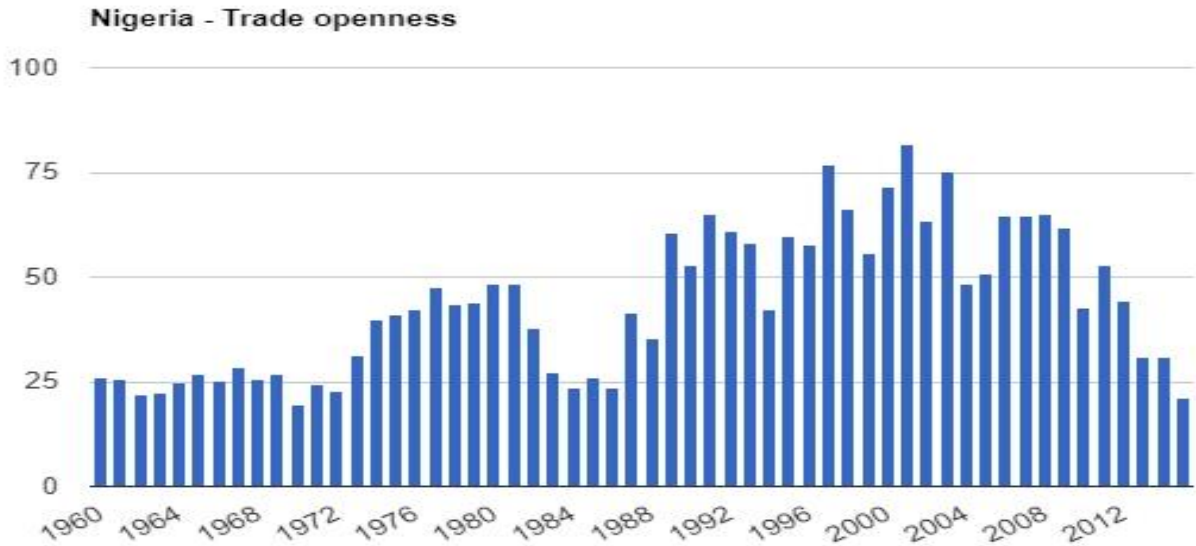
Source: Heritage Foundation; author’s calculations

Frechette (2006, 10-15) and Seldadyo and Haan (2006, 15) have proven how the economic Freedom of a country such as property rights, judicial effectiveness, government integrity, fiscal health, business, labor, monetary, trade, investment and financial factors can be a factor for corruption in a country, therefore, with the index provided above, Nigeria has an overall of 58.5% while Botswana, on the other hand got an overall of 69.9% making it rank 35 and Nigeria rank 104 out of 180 countries on the 2018 Heritage Foundation Index of Economic Freedom. This comparison between the two countries identifies the reason why Nigeria is more corrupt compared to Botswana because the presence of a quality Economic Freedom gives a country less restrictions to corruption in the government (Heritage Foundation).

Botswana, although, has been experiencing few but strong challenges in areas like electricity and water provision but the country’s rank has always been the best in Africa and has been fair compared to the global rates. However, due to the 2016 Heritage Foundation index of Economic Freedom, Botswana had a score of 71.1 with an increase of +1.3 from the previous year and ranked 30 out of

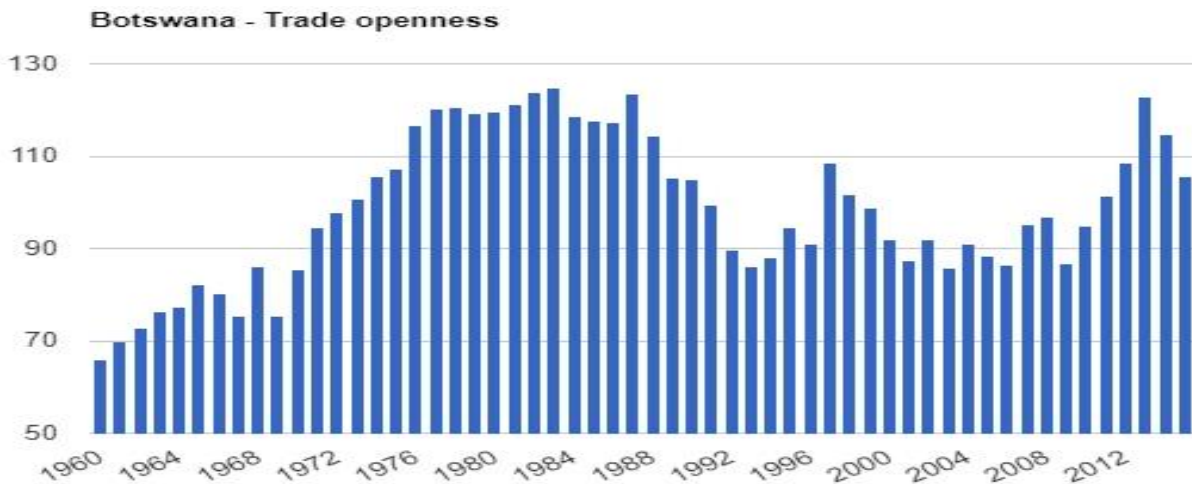
the global calculation of 178 countries but the index shown in 2018 established a score of 69.9 with a drop of 1.2 and a rank of 35 with a drop of 5 which is a high gap to drop from within two years. The drop of the electricity and water sector could have been determinant for the drop of the score and rank provided by Heritage Foundation, however, Botswana, known as the less corrupt countries in Africa are likely to make it back to the top point where they were (Heritage Foundation).

The trade openness however shows the rate at which both Nigeria and Botswana open their borders and resources into making exportation and importation of goods better, so as to make their economy benefit from the profit and also increase the percentage of their Gross Domestic Product. The below graphs show how Nigeria and Botswana have recognized this factor, and also, how they benefit from it.



Source: TheGlobalEconomy.com, The World Bank

Figure 7. Nigerian Trade Openness Index
 Source: The World Bank; author’s calculations



Source: TheGlobalEconomy.com, The World Bank

Figure 8. Botswana Trade Openness Index
Source: The World Bank; author’s calculations

Botswana government and its citizens have been able to switch its wealth around from one of the underrated countries into one of the fastest growing countries in the world. With the graph above used as a reference from World Bank, Botswana again recognizes the value of importation and exportation which is why they have the per capita Gross Domestic Product of \$6,788.04 in 2016, while Nigeria, on the other hand has a per capita Gross Domestic Product of \$2,177.99 as of 2016. Also, Nigeria ranked 152 of 188 countries while Botswana ranked 106 of 188 on the Human Development Index of 2017 World Bank.

From 2009 with a value of 86.69, Botswana trade openness starts growing till 2013 with a value of 122.95, almost reaching its best of 124.65 out of 130, which was set in 1983 before it dropped to 114.77 in 2014 and 105.72 in 2015. Nigeria on the other hand, has the highest score of 81.81 in 2001 with a drop of 63.38 in 2002 and a recovery of 75.22 in 2003. However, the trade openness of Nigeria has never been a very promising one because the score as at 2015 is 21.15, which started as a constant descend from 2011 with a score of 52.79 out of 130. Therefore, with the graphs produced by the World Bank, it is safe to say with the increase in the level of economic openness and economic freedom, the better reduction rate of corruption level in the society (World Bank).

3.4. Freedom of press

The Botswana Press Freedom has been fair compared to other countries in Africa which is considered a reason the country has a mild rate of corruption existence. However, the index below will place us on the right path, so as to see the difference between Nigeria and Botswana press freedom and how it can be connected to corruption.

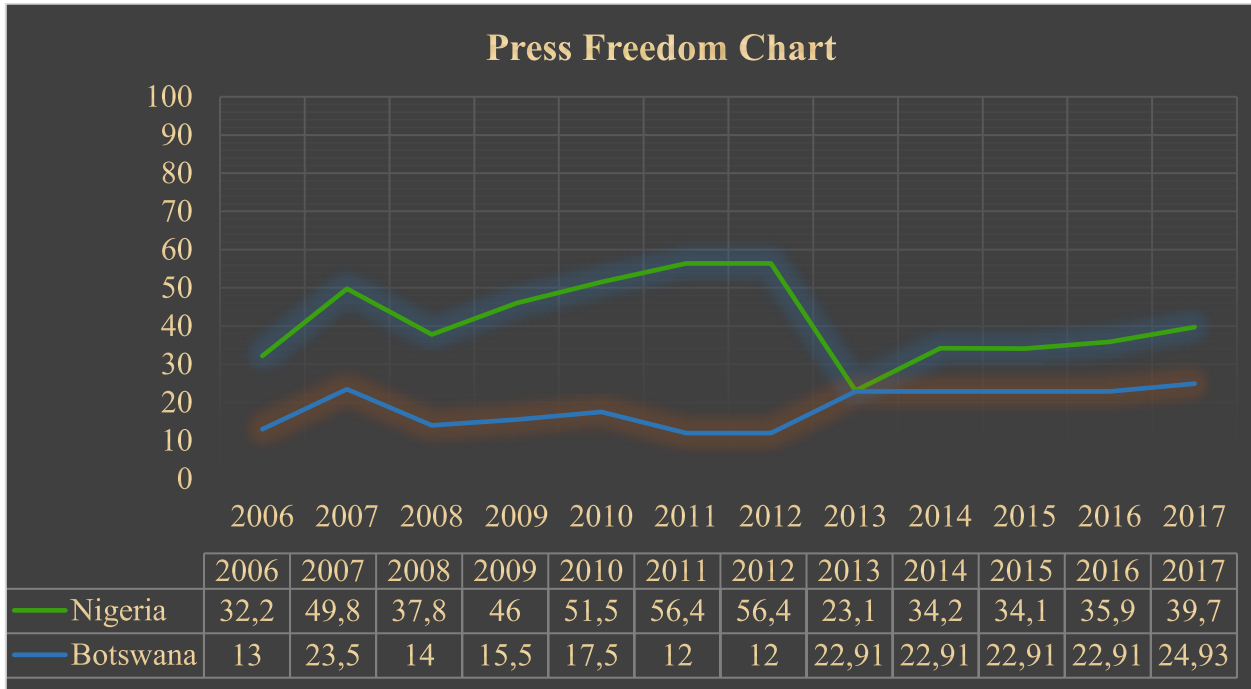


Figure 9. Press Freedom Chart (0=Complete Freedom, 100=No Freedom)

Source: Reporters Without Boarder; author's calculations

In 2015, Botswana dropped from a score of one level from the 42nd rank to 43rd in 2016 but recovered in 2017 with an increase, however, Nigeria experienced an interesting increase in 2013 with a score of 23.1 from 56.4 in 2011 and 2012 with an increase of 33.3 between 2012 and 2013. This was close to a tie between Nigeria and Botswana at this period with Nigeria having a score of 23.1 and Botswana having a score of 22.91. Despite the arresting of journalists at this period, Nigerian press still managed to make an impact in the country at this period, but this did not hold for long as in 2014, Nigeria dropped to 34.2 while Botswana maintained its score of 22.91. Therefore, with the graph provided, Botswana dominated a good score over Nigeria, which proves that press freedom also contributes to the level of corruption in a country. Hence, the better the quality of press freedom in a country, the

lower the level of corruption and the lower the level of corruption, the higher the existence of corruption.

3.5. Religion

Persson et al (2003); Treisman (2000, 427-428); La Porta et al, (1999, 262-264); Chang and Golden (2004, 16-24); Herzfeld and Weiss (2003, 623-629) stated that the presence of Tribal religions and Christian religions like Protestant, Anglican, Catholic, and Eastern Orthodox helps reduce the rate of corruption. Therefore, the graph below will show the different religion existing in Nigeria and Botswana, so as to confirm their report on the statement.

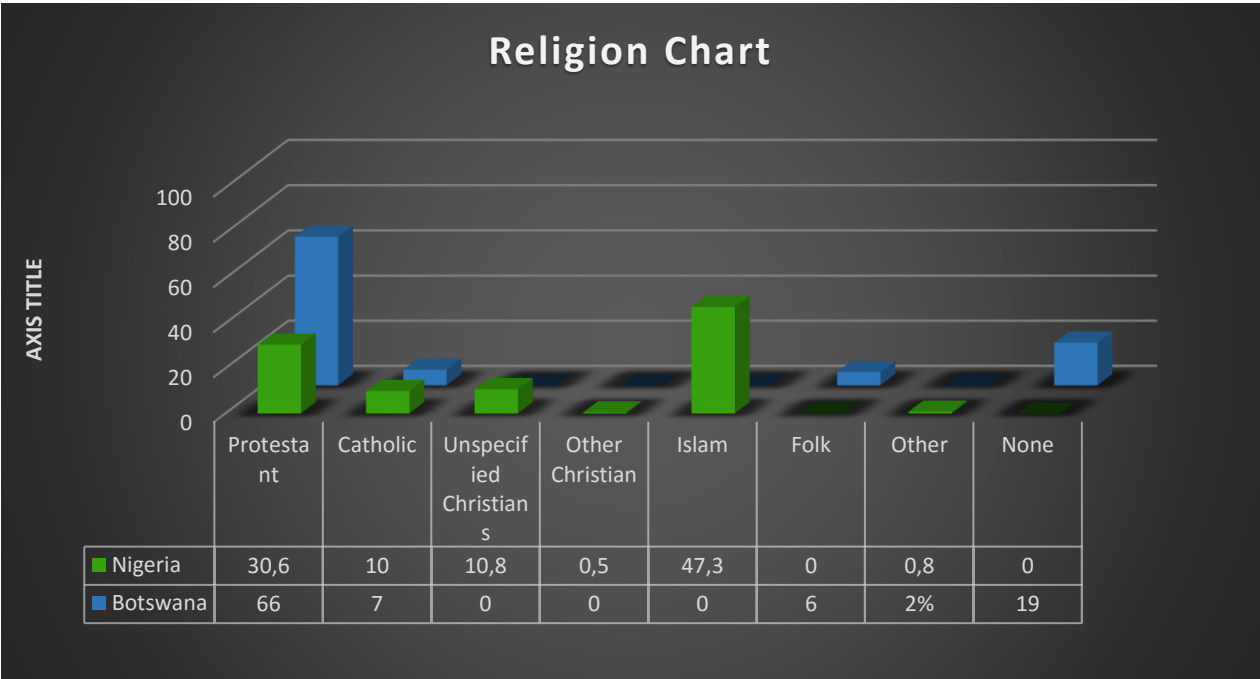


Figure 10. Religion Graph of Nigeria and Botswana
 Source: The World Factbook by CIA; author’s calculations

The above graph shows the different religions in Nigeria and Botswana, and with the calculations of Christians in the graph, Nigeria has a percentage of 51.9 adding the total of Protestant (30.6%), Unspecified Christians (10.8%), Roman Catholic (10%) and other Christians (0.5%), while Botswana on the other hand has a percentage of 73, with the total addition of Protestant (66%) and Catholics (7%). Seen on the graph, Botswana has a larger percentage of Christians with 73%, dominated by the

Protestants with 66%, while Nigeria comes second with 51.9% of Christians, dominated by Protestants also with a percentage of 30.6%. higher than the Number of Protestants in Nigeria is the percentage of Islam which is 47.3%, almost the percentage of all the Christians in total. Both countries, however, have little or no percentage of Tribal religion (World Factbook).

Therefore, with the graph, we can say the theory made by Persson et al (2003); Chang and Golden (2004, 16-24); La Porta et al, (1999, 262-264); Treisman (2000, 427-428); Herzfeld and Weiss (2003, 623-629) is correct. Religion can reduce the level of corruption in a country but only if it is dominated by the presence of Christian practicing faith like Eastern Orthodox Catholic, Protestant, Anglican, and/or Tribal religions.

Factors like religion, democracy, rule of law and others have been used to prove who they are responsible for the rate of corruption in the world. These factors under social, political and economic determinants should be focused on more by countries with corruption problems, so as to reduce the rate of corruption.

4. EFFECT OF CORRUPTION

With corruption existing in a country, there will be effects presents in the corruption. This section in this research will explain the effects of corruption. The effects of corruption can be majorly seen in three sections of a country, which are:

- 1) Effects of corruption on the people;
- 2) Effects of corruption on the society;
- 3) Effects of corruption on the economy.

These effects have various factors that build them up, which will be mentioned and explained below.

4.1. Effects of corruption on people

The effects of corruption vary because of the location, culture and social amenities present in the country. Some of the common effects of corruption on the people include:

- 1) Lack of quality in service;
- 2) Lack of proper justice;
- 3) Chances of unemployment;
- 4) Pollution.

4.1.1. Lack of quality in service

In a corrupt country, a customer might need to bribe a staff to receive a quality service or a good quality service because there is no quality of service in a corrupt system. This happens because the system is corrupt, and corruption is seen as a major way mode of revenue.

4.1.2. Lack of proper justice

The justice system of a corrupt system is flexible and easy to manipulate due to the broken system and inclusion of corruption in the state. The officials can be bribed into changing their decision if a crime is committed. This situation can make a guilty person set free and an innocent person imprisoned because corrupting the justice system can make the decision changed in favor of the corruptor.

4.1.3. Chances of unemployment

The chances of corruption in a corrupt system is based on who and how an unemployed person is ready to be employed. Corrupting employers is a way to get employed in a corrupt state. An example is, nepotism or when an unemployed person is employed through the influence of the employer and not because of the qualification, sometimes, bargains are made to share the salary of the newly employed person. This situation changes the chances of employment from qualification of unemployed people to how well the person knows the employer and how well the person is ready to corrupt the employer with either money or other ways.

4.1.4. Pollution

Corruption in a state can make the government grant industries to release harmful and untreated waste into air and river. If the rate of corruption was low, or there is no corruption, the industries can be probed. With this, the industries will treat their toxic waste in a way that it does not cause pollution and will not be harmful to the environment and people. Pollution is majorly in the form of air pollution, water pollution and land pollution, which are mostly from industries and vehicles. Without corruption, the level of pollution will be reduced, therefore, corruption is one of the causes of pollution in the world.

4.2. Effects of corruption on society

Effects of corruption on the society may include:

- 1) Disregard for officials;
- 2) Lack of respect for rulers.

4.2.1. Disregard for officials

Disregard for officials is one of the effects of corruption on a society because citizens will disrespect officers because of the corrupt actions. Disrespecting a government official is seen as disrespecting the government because the official represents the government at the junior level. This is action may

develop into a rebellious stage where group of people go against the government. This action will lead to a civil war and probably a coup-de-tat.

Another way corruption causes disregard for officials is through nepotism because if the person is not qualified for the job, he or she would not be able to handle the responsibility, therefore, citizens will see again how corrupt the country is and disregard the officials by not respecting them. Nepotism and not respecting officials can lead to different dangers like accidents. A traffic warden or fire fighter who secured the job through corruption and does not know what he or she is doing will make confusions which will endanger people's life

4.2.2. Lack of respect for rulers

The rulers of a corrupt country will lose respect from his people. Transparency is required by the ruler of a nation but with corruption, transparency will be hindered but people who know this will not respect their ruler. This may lead to rebellion and request for change of government. The corrupt prime minister or president of the nation may be required to lose his prestige and position depending on how angry the mob is, and also the level of damages and destruction done by them. Reelection may be lost because the people who vote want a president or prime minister who will not only improve the standards of living but also vote for a leader who will think about them before making decisions, who will be respected and also respect them in return. Therefore, if the ruler of a nation is corrupt, the public will lose respect for them and they will probably lose their position by impeachment or by losing the reelection.

4.3. Effects of corruption on economy

The effects of corruption on the economy of a country may include:

- 1) Lack of development and delay in growth;
- 2) Differences in trade ratio.

4.3.1. Lack of development and delay in growth

There is lack of development and growth delay in a corrupt nation because of several reasons. One is because of decrease in foreign investment. Foreign investors do not want to invest in a corrupt country because of the heavily corrupt government bodies. Another reason is because company growth gets hindered due to the officials asking for bribes from companies before the companies can resume work or production. If the bribes are not given, the officials may not pass or delay the clearances and authority needed for the company to start work.

Progress that can be made in days can go on for months because they were not bribed, because of these, companies that were willing to establish annexes at that region change their plans. Other reasons plans are changed is because of improper social amenities like roads for transportation, which is important for the establishment of any industry or company, electricity and water. Issues like this delays the economic progress of a region, or worse, makes the region not develop because of unwilling investors.

4.3.2. Differences in trade ratio

Difference in trade ratio in a corrupt country may be attributed to a corrupt standard control institution. This causes the institution to approve low-quality goods for sale in their country, because of these, nations manufacturing cheap and low-quality product send the product into the country because it is one of the few countries that approve their product. They dump these products in the corrupt country because noncorrupt countries have strict standard control institutes that monitor and control product quality. Therefore, these countries can manufacture cheap and low-quality product but can only dump them in corrupt countries with nonstandard control institutes and not noncorrupt countries with standard control institutes, except if there are chances of corrupt officials present.

Cheap products with low-quality manufactured by a country cannot be dumped in US or Europe markets but can be dumped in nations with poor quality and import regulations. Therefore, the concept of trade deficit arises because the country cannot produce their own products but if the rate of corruption is reduced, this country will have minimized trade deficit, which comes with economy prosperity through importation of quality products and get revenue through tariffs.

5. APPROACHES TO REDUCE CORRUPTION

The battle on corruption has been going on for decades, which an example is Botswana but reducing the rate would require understanding why it exists and possible consequences which has been provided in this thesis. There are three different types of policies which are used to stop corruption, they are called anti-corruption policies and they include the administrative reform policy, law enforcement policy and social capital approach. These policies shall be explained in detail below starting from administrative reform. The administrative reform policy is the commonly used policy to approach corruption. It includes the use of anti-corruption policies which places attention on the bureaucracy. It concentrates on the bureaucracy by stimulating and enrolling trustworthy people through special exams, creating official regulations for proper management and reliance of the officials, etc.

Secondly, Law enforcement policy is slightly different from the administrative reform policy and can be seen as an alternative to complement because it “imposes legal constraints and prosecutes corruptions” (Benito, Giillamon & Bastida, 2011, 394 & 402). Therefore, these acts make examples off offenders for others to see. While doing this, it also works towards reinforcing projected regular behavior of the governmental employees. The process and the way this policy works earned it the title “law enforcement policy”.

The third anti-corruption policy is the social capital policy, which is based on the cultural norm that helps rule of law and also enables the contemporary economies by offering the economy with intel like civic associations if known, trust, morality, and resources. By doing this, the society and government are all transparent and protected through the transparency. With such protection and trust, political exploitation will be noticed quickly, and with this performance, a group of intelligent people are post as surveillance guards in contradiction of standing against corrupt public officials, so as to make the policy firmer with no loopholes. However, studies show this method is more applicable to compound economies because the use of official technique is complex to apply.

5.1. Nigeria

As seen above with the corruption chart provided above, Nigeria is an example of a country where high corruption rates exist and, high-level and low-level corruption coexist due to the high annual economic increase rate. Although, Nigeria is a rich country with the Gross Domestic Product (GDP) expanding by 132% in the sixties and growth of 283% in the seventies, ranked the 30th largest economy in the world based on its GDP and ranked 23rd largest in the section of purchasing power parity. It is also ranked the largest economy in Africa with the production of a large proportion of goods and services for the West African states. Nigeria exports goods and services worth \$93.01 billion with its main export partners including India 14.1%, Spain 10.3, Netherlands 10.3%, South Africa 8.4% and Brazil 5.1%.

Nigeria has an import of \$52.79 billion corruption estimated in 2014. It is popularly known for its export in petroleum and petroleum products, vehicles, spirits and vinegar, cashew nuts, vegetable, processed leather, cocoa, tobacco, chemicals, aircraft parts, and processed food. Its imports include industry supplies, base metals, appliances, vehicles, aircraft parts and chemicals with its main import partners including China 22.5%, United States 9.6%, India 7.7%, Belgium 5.6%, and Belgium 5.4%. With this high rate of economic richness, corruption is one of the factors keeping Nigeria in the developing countries section with it loosing over \$400 billion to corruption since its independence in October 1, 1960. Different cases of corruption have been reported over time, with some stories being unexpected excuses.

Democracy in Nigeria does not involve the existence of free and fair election because the institution responsible for it, Independent National Electoral Commission (INEC), is dependent on the bribery and corruption received from the government. The elections in Nigeria are mostly rigged and the party who pays well or has a better connection to chairman of INEC wins the election. There have been several cases of stolen or replaced ballot boxes. In addition, the right of speech and press in democratic states facilitate the public to have access to information, either through direct contact or through representatives. Thus, there is access to demand inquiries, ask questions, and broadcast findings gotten through the rights. In some countries, recorded information can be sent directly to the authorities responsible for the crime committed. It is recorded by Bruneti and Weder that the higher the rate of

press freedom in a state, the reduction in level of corruption becomes better (Bruneti and Weder, 2003, 1813).

The best approach to reduce the level of corruption in Nigeria is the administrative reform. This reform uses anti-corruption policies which places attention on the bureaucracy because they are the most corrupt people in Nigeria. The top 20 list of most corrupt people in Nigeria include 20 politicians. Therefore, the administrative reform approach is best for reducing the rate of corruption in Nigeria because it concentrates on the bureaucracy by stimulating and enrolling trustworthy people through special exams, creating official regulations for proper management and reliance of the officials.

A reform like this already exists but it was established late and was also undermined and underfunded by the corrupt government but the new president of Nigeria, President Muhammadu Buhari, who took office in May 2015 has given the EFCC the backup it needs to fight corruption and, in a year, there has been improvement in the efficiency of EFCC with the arrest and seizing of properties of corrupt politicians like the former petroleum minister Diezani Alison-Madueke after \$20 billion went missing from the petroleum agency. With proper support from the president of Nigeria, this institution will make progress in reducing the rate of corruption in the country because between 2016-2017 when the president was administered sick, the rate of corruption increased +1. Therefore, for the administrative reform to work in Nigeria, a healthy, noncorrupt and hardworking president will be needed for the task.

5.2. Botswana

The President of Botswana, Ian Khama talks about how the country has been able to minimize the rate of corruption in the country on Aljazeera news and said:

“The Government of Botswana has been working tirelessly for the past 23 years tackling the scourge of corruption in our society. During the early years, the most common form of corruption was bribery, where exchange of money for a favor was the common thing. Bribery is still a common offence but over the years, the trend has shifted to highly complicated and complex corruption offences” (Khama).

Botswana, being a small country and taking the threat of corruption seriously, tackled it early with the establishment of the Directorate on Corruption and Economic Crime (DCEC) under the Corruption and Economic Act in 1994. The country has a whistle blower hotline where people can call and report corruption, if convicted; the person is looking at time in prison and also hefty fines. The DCEC is in charge of investigating and prosecuting corruption in Botswana. The office has nearly 300 staff and a budget of \$9 million annually, which the service has been around since 1994 (24 years).

Has Botswana corruption rank been this high? The Transparency International (TI) recorded a better result for Botswana, which an example was in 2012 when it has a score of 65. According to TI, 2017 score of 61 is one of the lowest score Botswana has received. Though, Botswana has received better scores over the years, it still has a mild existence of corruption recorded by the agency which was reported to Aljazeera. The country has recorded a better core of corruption existence over the years but the recent decline in score can be seen as the increase of corruption over the years, which might also get worse.

Furthermore, with the size and early tackle of corruption in Botswana, the country has a mild rate of corruption present today. The DCEC has been able to curb and reduce the rate and increase of corruption in the country through different strategies like the whistle blower hotline. This helped to reduce corruption because citizens are punished if found guilty of being corrupt with punishments like time in prison and hefty fines, which people want to avoid.

The size, current strategy and early establishment used to control the rate of corruption in Botswana has helped it to be the least corrupt country in Africa, but this country has the potential to become better. An example is through establishment of another institution which supports the work done by DCEC. This makes the institutions more efficient in finding and stopping corruption because with more people and less to do comes efficiency.

New Zealand, as the least corrupt country fights its corruption through the establishment of the Independent Police Conduct (IPCA) and the Ombudsman. The IPCA was signed in 1988 and its function is to

“the Authority's functions are to: receive complaints alleging misconduct or neglect of duty by any member of Police or concerning any Police practice, policy or procedure affecting a complainant; and to investigate incidents in which a member of Police (acting in the execution of his or her duty) causes or appears to have caused death or serious bodily harm” (IPCA Act, section 12).

The Ombudsman is appointed by the parliament or government with a high level of independence to embody the needs of the New Zealand citizens by investigating or noticing issues of improper official behavior or violation of rights. The Ombudsman was first appointed in 1962. This safeguards citizen of New Zealand by ensuring they receive fair treatment while dealing with the government officials, but over the years, the Ombudsman was integrated into the local government agencies, education and hospital board over the years.

CONCLUSION

The reason Botswana managed corruption more than Nigeria is because Botswana takes the corruption threat seriously, unlike Nigeria. Fighting corruption since September 1994, with the establishment of DCEC under the Corruption and Economic Act, Botswana is the least corrupt country in Africa, whereas, Nigeria began fighting corruption in 2004, with the establishment of the EFCC Establishment Act. Also, the reason Botswana has low corruption rate is because it has a low population rate, compared to Nigeria, which makes it easy for the DCEC to watch out for corruption among its densely populated country.

However, the determinants of corruption can be divided into three which are political, economic and social which is expandable to cultural, geographical and religious environment. These determinants have factors which are what causes the level of corruption to rise in a country. For political determinant, they include democracy, freedom of press, quality of bureaucracy and judicial, rule of law and freedom of press. Factors of economic determinant include economic freedom and trade openness, globalization, income and education, while social determinants include religion, resources, social and ethnic heterogeneity. These factors have been proven to be causes of corruption in a country using Nigeria and Botswana as case study. Therefore, the corruption determinants and factors should be watched with the three strategies produced which are administrative reform policy, law enforcement policy and social capital approach, so as to decrease the level of corruption in countries and also globally.

The effects of corruption can be seen in different ways and aspects of the people, economy and society of a country. Some of the effects of corruption on the people as mentioned earlier include lack of quality in service, lack of proper justice, chances of unemployment increasing and pollution. On the other hand, effects of corruption on the economy include disregard for officials and lack of respect for rulers, while, effects of corruption on the economy include lack of development and delay in growth and differences in trade ratio. All these effects are negative effect, therefore, creating damages to the nation

The level of corruption can be reduced in Nigeria through the three main strategies mentioned and explained above which include administrative reform policy, law enforcement policy and social capital approach. Although, the administrative reform is best for the Nigerian economy and condition because the politicians are the most corrupt section of the country. Therefore, placing attention on the bureaucracy by stimulating and enrolling trustworthy people through special exams, creating official regulations for proper management and reliance of the officials would be a good way to reduce corruption in the country. Botswana, on the other hand, has done well with the establishment of the DCEC, just as New Zealand which is the least corrupt country in the world has done good with the creation of Independent Police Conduct (IPCA) and the Ombudsman.

With the noticed period in tackling corruption in a country, Botswana and New Zealand have been on it for years now and have made it better. Therefore, Nigeria can reduce the rate of corruption in the country through determination, building of institutions against corruption with proper funding and employment of transparent and noncorrupt people and having a significant degree of independence from the government.

LIST OF REFERENCES

- Ades, A. and Di Tella, R. 1999. Rents, Competition, and Corruption. *American Economic Review* 89(4): 982-92.
- Benito, B., Giillamon M. D., and Bastida, F. (2011). The Determinants of Local Government's Financial Transparency. Vol. 37, No. 4, 391–406. Retrieved from:
<https://www.tandfonline.com/doi/pdf/10.1080/03003930.2011.588704?needAccess=true>
- Braun, M., & Di Tella, R., (2004). Inflation, Inflation Variability, and Corruption. *Economics and Politics* 16, 77–100. Retrieved from:
<https://onlinelibrary.wiley.com/doi/epdf/10.1111/j.1468-0343.2004.00132.x>
- Broadman, H. G., and Recanatini, F., (2000). Seed of Corruption: Do Market Institutions Matter? The World Bank Policy Research Working Paper No. 2368.
- Brunetti, A., and Weder, B., (2003) A Free Press is Bad News for Corruption. *Journal of Public Economics* 87, 1801–1824. Retrieved from:
<https://www.sciencedirect.com/science/article/pii/S0047272701001864>
- Brown, D. S., Michael T., and Andrew B. W. (2005) Political Polarization as a Constraint on Government: Evidence from Corruption. On SSRN. Retrieved from:
<http://ssrn.com/abstract=782845>
- Chang, E. C., and Golden, Miriam A. (2004). Electoral Systems, District Magnitude and Corruption. Paper presented at the 2003 annual meeting of the American Political Science Association, August 28-31, 2003
https://msu.edu/~echang/Research/Chang_Golden_2007BJPS.pdf
- Damania, R., Per, F., and Muthukumara, M., (2004). The Persistence of Corruption and Regulatory Compliance Failures: Theory and Evidence. *Public Choice* 121: 363-390. Retrieved from:
<https://link.springer.com/content/pdf/10.1007%2Fs11127-004-1684-0.pdf>
- Das, J and DiRienzo, C. (2009). The Nonlinear Impact of Globalization on Corruption Vol 3. Elon University.
- Dollar, D., Fisman, R. and Gatti, R., (2001). Are Women Really the “Fairer” Sex? Corruption and Women in Government. *Journal of Economic Behaviours and Organization* 46, 423-429.
- Dong, B. (2011). The Causes and Consequences of Corruption. PhD thesis. Queensland University of Technology. Retrieved from:
https://eprints.qut.edu.au/44126/1/Bin_Dong_Thesis.pdf
- Economic Intelligence Unit. 2018. Democracy Index 2017: Free speech under attack. The Economist Intelligence Unit Limited 2018s. Retrieved from:

http://pages.eiu.com/rs/753-RIQ-438/images/Democracy_Index_2017.pdf

- Frechette, G. R. (2006) A Panel Data Analysis of the Time-varying Determinants of Corruption. Paper presented at the EPCS. Retrieved from:
<https://www.cirano.qc.ca/files/publications/2006s-28.pdf>
- Glaser, E. L. and Saks, R. E. (2006). Corruption in America. *Journal of Public Economic* 90, 1054-1072.
- Gurgur, T., and Shah, A. (2005). Localization and corruption: Panacea or Pandora's Box. (World Bank Policy Research Working Paper 3486.)
- Herzfeld, T., & Weiss, C. (2003). Corruption and legal (in) effectiveness: an empirical investigation. *European Journal of Political Economy*, 19(3), 621–632. Retrieved from:
https://ac.els-cdn.com/S0176268003000181/1-s2.0-S0176268003000181-main.pdf?_tid=ffdb34d3-97d0-4fc3-a4c7-2cc27473fbd4&acdnat=1546467181_46e5cf6690802fd10c9eed365ec61c6d
- Kapoor, M., & Ravi, S. (2012). Determinants of Corruption: Government Effectiveness vs. Cultural Norms. *The BE Journal of Economic Analysis & Policy*, 12(1).
- Kaufmann, D., and Aart K., and Massimo M. (2003). Governance Matters III: Governance Indicators for 1996-2002. World Bank Policy Research Working Paper 2196. Retrieved from:
http://siteresources.worldbank.org/INTWBIGOVANTCOR/Resources/govmatters3_wber.pdf
- Khan, M. (2006). Determinants of corruption in developing countries: the limits of conventional economic analysis. *International Handbook on the Economics of Corruption*, 216-44.
- Knack, S., and Omar, A. (2003). Trade Intensity, Country Size and Corruption. *Economics of Governance* 4: 1-18.
- La Porta, R., Lopez de Silanes, F., Shleifer, A., & Vishny, R. (1999). The quality of government. *Journal of Law, Economics and Organization*, 15(1), 222–279. Retrieved from:
https://scholar.harvard.edu/files/shleifer/files/qualilty_govt_jleo.pdf
- Lederman, D., Norman V. L, and Rodrigo R. S. (2005). Accountability and Corruption: Political Institutions Matter. *Economics and Politics* 17: 1-35. Retrieved from:
<http://web.worldbank.org/archive/website00894A/WEB/PDF/ACCOUNTA.PDF>
- Leiken, R.S. (1997). Controlling the Global Corruption Epidemic. *Foreign Policy*, Winter 55-73. Retrieved from:
https://www.researchgate.net/publication/23694071_The_Complexity_of_Corruption_Nature_and_Ethical_Suggestions

- Leite, C. A. and Weidmann, J. (1999). Does Mother Nature Corrupt?: Natural Resources, Corruption, and Economic Growth. Working paper WP/99/85, International Monetary Fund, Washington, DC. Retrieved from:
<https://www.imf.org/external/pubs/ft/wp/1999/wp9985.pdf>
- Li, H., Colin, L., and Zou, H. F. (2000) Corruption, Income Distribution and Growth. *Economics and Politics* 12:2, 155–181
- Maduagw C., (2014). Ignorance + Poverty + Greed = Corruption. Vanguard News. Retrieved from:
<https://www.vanguardngr.com/2014/05/ignorance-poverty-greed-corruption/>
- Paldam, M. (2002). The Cross-Country Pattern of Corruption: Economics, Culture and the Seesaw Dynamics. *European Journal of Political Economy* 18: 215-240.
- Park, H., (2003) Determinants of Corruption: A Cross-national Analysis. *The Multinational Business Review* 11:2, 29–48.
- Persson, T., Tabellini, G., & Trebbi, F. (2003). Electoral rules and corruption. *Journal of the European Economic Association*, 1(4), 958–989
- Persson, T., and Tabellini, G. (2003). *The Economic Effects of Constitutions*. Cambridge, Mass.: MIT Press.
- Seldadyo H. and J. de Haan (2006). The Determinants of Corruption: A Reinvestigation. EPCS-2005 Conference, Durham, England.
- Shabbir, G., & Anwar, M. (2007). Determinants of corruption in developing countries. *The Pakistan Development Review*, 46(4), 751–764.
- Sung, H., (2003). Fairer Sex or Fairer System? Gender and Corruption Revisited. *Social Forces* 82, 703-723
- Swamy, A., Stephen K., Young, L., and Omar, A. (2001). “Gender and Corruption”. *Journal of Development Economics* 64: 25-55. Retrieved from:
https://www.researchgate.net/publication/317234027_Gender_and_corruption_A_toolkit_to_address_the_'add_women_and_stir'_myth
- Tavares, J. (2003). Does Foreign Aid Corrupt? *Economic Letters* 79: 99-106. Retrieved from:
<https://www.sciencedirect.com/science/article/pii/S0165176502002938/pdf?md5=4c19c46c47ad3a499a0b4e843d5a0ccb&pid=1-s2.0-S0165176502002938-main.pdf>
- Tornell, A., and Lane, P. (1998). Voracity and Growth. CEPR Discussion Paper No. 2001.
- Treisman, D. (2000). The Causes of Corruption: A Cross-national Study. *Journal of Public Economics* 76, 399–457. Retrieved from:

https://ac.els-cdn.com/S0047272799000924/1-s2.0-S0047272799000924-main.pdf?_tid=e3d3e75e-710b-4490-bf7e-bc8c03c478cf&acdnat=1546474419_aa6f28b14b8ba2442c8e09b5deafcbb5

Van Rijckeghem, C and Weder, B. S. (1997). Corruption and the Rate of Temptation: Do Low Wages in the Civil Service Cause Corruption?. IMF Working Paper WP/97/73. Retrieved from: <https://www.sciencedirect.com/science/article/pii/S0304387801001390/pdf?md5=f1848dfa876f7a97721be294d5b19f2&pid=1-s2.0-S0304387801001390-main.pdf>

Williams, J. and Beare, M. (1999). The business of Bribery: Globalization, Economic Liberalization, and the Problem of corruption. *Crime Law and Social Change*. (32)2, pp 115- 146. Retrieved from: <https://link.springer.com/content/pdf/10.1023%2FA%3A1008375930680.pdf>

You, J.-S. and Khagram, S. (2005). Inequality and Corruption. *American Sociology Review* 70, 136-157. Retrieved from: https://www.researchgate.net/publication/241644122_A_Comparative_Study_of_Inequality_and_Corruption

_____. 2018 Index of Economic Freedom. Visited 24th April 2018. Retrieved from: <https://www.heritage.org/index/heatmap>